


BRIDGEMERE PRIMARY SCHOOL

Welcome to Class One



CLASSROOM REMINDERS

Book bag everyday

PE Kit

PE on a Monday and
Friday

Healthy Snack
and Water Bottle

Check the
Communication
Diary each day

Notes of an accidents or
other news will be put
into the diary- alongside
any letters

Coats

The weather is so
changeable so please be
prepared



A TYPICAL DAY

Arrive

Finger Gym

Morning Register

Read Write Inc

Active 5

Literacy

Playtime

Maths

Lunch

Playtime

Afternoon Register

Dough Disco

Topic

Child initiated Learning- indoor and outdoor

Individual Readers

Collective Worship

Hometime



EYFS FRAMEWORK 2021





COMMUNICATION AND LANGUAGE

PERSONAL SOCIAL AND EMOTIONAL

PHYSICAL

LITERACY

MATHEMATICS

UNDERSTANDING THE WORLD

EXPRESSIVE ARTS AND DESIGN



BASELINE

The Reception children have all been assessed using the National Baseline

These initially have been used to plan the children's individual next steps which we have already started working on

Topic- Its Good To Be Me!



We support the children's fine and gross motor control through the use of:



To teach Literacy we use:



**READY STEADY
WRITE**



READ WRITE INC

READY STEADY WRITE

A whole school approach to writing-
based on high quality picture books

Jump In
Look
Plan
Write

Sentence Snake



READ WRITE INC

A phonic programme used in Key
Stage One to teach the children to
read.

Sound Blending Books- Fred Talk
Ditty Sheets
Red Books
Green Books

<https://schools.ruthmiskin.com/training/view/Bp15xHnk/K21gHEKf>

<https://schools.ruthmiskin.com/training/view/jHkNC9Eb/RvJM5tKX>





Parent video: How to say the sounds

Read Write Inc.
Phonics




Copy link

Information for Parents:

How to say
the sounds


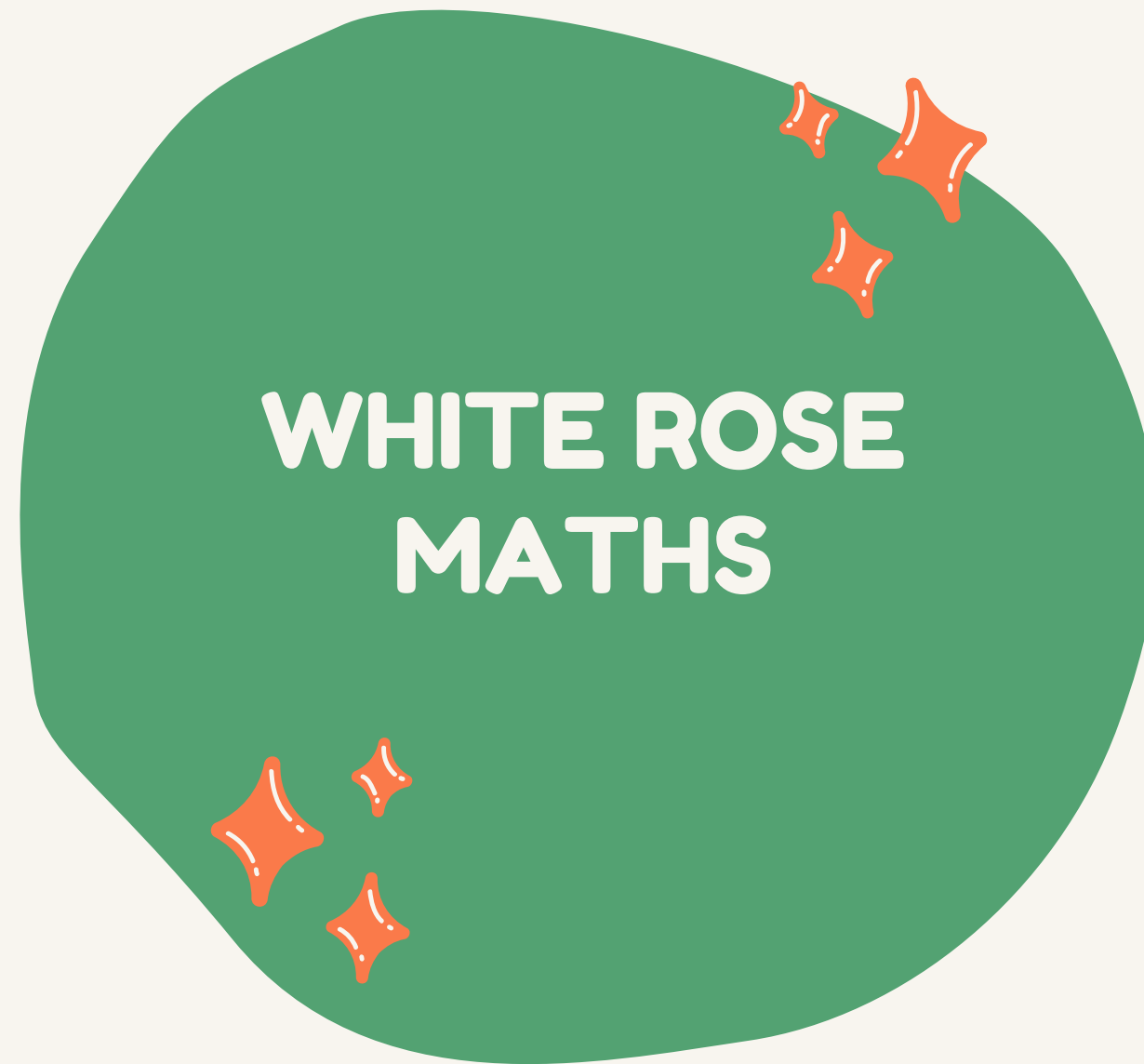


Watch on  YouTube

Ruth Miskin
Training

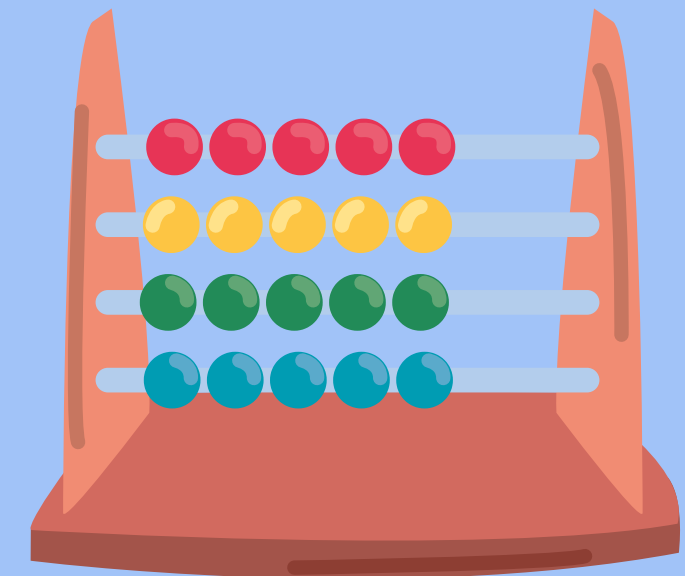


To teach Maths, we use:



WHITE ROSE MATHS

Autumn term	Getting to know you	Match, sort and compare FREE TRIAL VIEW	Talk about measure and patterns VIEW	It's me 1, 2, 3 VIEW	Circles and triangles VIEW	1, 2, 3, 4, 5 VIEW	Shapes with 4 sides VIEW
Spring term	Alive in 5 VIEW	Mass and capacity VIEW	Growing 6, 7, 8 VIEW	Length, height and time VIEW	Building 9 and 10 VIEW	Explore 3-D shapes VIEW	
Summer term	To 20 and beyond VIEW	How many now? VIEW	Manipulate, compose and decompose VIEW	Sharing and grouping VIEW	Visualise, build and map VIEW	Make connections VIEW	Consolidation



How to help at home

RW Inc Video Links

Reading

Modelling pure sounds

RW Inc Handwriting Sheets

Tapestry



Please explore the classroom

